




Literacy

Talk for Writing

"It was a cold, dark night"



P.S.E.D

Celebrate difference (Jigsaw Curriculum)

Develop positive attitudes and celebrate peoples' differences. For Example" multi-cultural small world play/dolls

Use the language of emotion to talk about how situations have

Made us feel. For Example" Reading Colour Monster

Understand importance of sharing, turn taking and solving conflicts. For Example "Anti Bullying week- Odd sock day.

Expressive arts and design

Children will be encouraged to:

- learn a variety of action songs

-produce artwork and natural art for autumn gallery

-experiment with tools and techniques to create fireworks collage, Autumn collage, leaf prints and rubbings, Christmas crafts

-engage in imaginative role play in an Autumn forest/build a den for hedgehog

-explore Autumn forest, bear hunt, hibernation

-create 3D shapes and make sculptures

Explore children's Ideas:

What would you like to do?

Why do leaves go crispy?



Understanding the World

Children will be encouraged to:

- make observations on an autumn walk of awareness

- observe, talk and ask questions about the natural world

- explore Autumn colours, seasonal change, daily weather chart. Autumn animals

-develop awareness of changes over time- baking Autumn coloured jam tarts, planting hyacinth bulbs

-collect and investigate Autumn treasures

-explore Bible story "Noah's Ark" identifying animals

OUTDOOR AREA

Autumn observations and exploration in bug garden- collecting Autumn treasures

-Create Autumn forest, dens

-transport leaves using leaf grabbers, wheelbarrows

MATHEMATICS

Comparison

*Daily number rhymes

*Counting forwards and backwards

*Explore numbers 1 and 2

*Subitise/represent 1, 2

*Sort and categorise Autumn objects by property

*Count and compare equal/different quantities of Autumn finds

*Autumn leaf peg challenge

*Maths through a story

Physical Development

-To move safely and sensibly in a space with consideration of others.

-To develop moving safely and stopping with control.

-To use equipment safely and responsibly.

-To follow a path and take turns.

-To work co-operatively with a partner

Literacy, communication and Language

Talk for Writing "It was a cold, dark night"

Children will be encouraged to:

- use language and widen vocabulary by talking about about experiences, seasonal change and the world around them.

-show awareness of listening to others during group gathering times

-listen and join in with repeated refrains and rhymes


-create sentences to recall information

Phonics- L and S phase 1 -Explore instrumental sounds, voice sounds, body percussion,




Create reading area for range of story books including "favourite 5" and Nick Butterworth



Knowledge and Understanding of the World

| | | | |
|--|---|--|---|
| | <p><u>All about me</u></p> <p>Celebrate difference (Jigsaw Curriculum)</p> <p>Develop positive attitudes and celebrate peoples' differences. For Example" multi-cultural small world play/dolls</p> <p>Use the language of emotion to talk about how situations have Made us feel. For Example" Reading Colour Monster</p> <p>Understand importance of sharing, turn taking and solving conflicts. For Example "Anti Bullying week- Odd sock day.</p>  | <p><u>All About my Body</u></p> <p>show preference for a dominant hand</p> <p>Use tools and equipment to develop my gross and fine motor skills. For example" brushes, sticks, leaf grabbers, rolling pins, pegs *Wrap and weave a pine cone</p> <p>To develop moving safely and stopping with control.(Get Set 4 PE)</p>  | <p><u>All about my Family</u></p> <p>Learn about the Bible story- Noah's Ark</p> <p>Celebrate religious event; Perform Nativity (RE)</p>  |
| | <p><u>How I change over Time</u></p> <p>History; Past and Present Observe and record seasonal change. For Example" Review growth of hyacinth bulbs</p> <p>Bonfire Night. For Example" Firework voice sounds and words. Racing Rock</p> | <p><u>All About Where I live</u></p> <p>Science/Geography ;The Natural World ; Seasons- Autumn "Welly Walk" –autumn colours, finds, animals</p> <p>Weather; Collect, explore and describe Autumn objects. For Example" Autumn leaves , pine cones etc</p> <p>Science; Use their senses and talk about what they see, feel, hear etc. For Example" Baking – Autumn colour jam tarts, vegetable soup</p>  | <p><u>Key Vocab</u></p> <p>PHSE; Special Proud Kind Same Happy Sad Frightened Family</p> <p>RE; Nativity, Jesus, Advent, Christian, Noah's Ark</p> <p>PE ;stop, start, space, forward, backwards, change direction</p> <p>Animals and their habitats; senses e.g. touch, feel, see, smell, pine cone, leaves, acorn, animal names</p> <p>Seasons; Autumn</p> <p>Weather; cold, hot, rain, wind, cloud, sun, snow, ice</p> <p>History; - before, after, next, now, day, night, , new, morning , afternoon, end</p> |



| | | | |
|--|---|---|--|
| | <p><u>Design Technology</u></p> <p>“*Dough hedgehogs *“Autumn Forest” role play/construct hibernation dens *Christmas cards and calendars</p> <p>-Make imaginative and complex ‘small worlds’ with blocks and construction sets -Explore materials freely -Develop own ideas and decide which materials to use</p> | <p><u>Music</u></p> <p>*Action songs & rhymes Instrumental sounds to accompany songs- Fireworks/Racing Rockets/ Scarves in the Air/ Autumn leaves /Performing instrumental songs for hibernation *Music Express- What can you play? *Learn words & actions for Nativity songs</p> <p>-Remember and sing entire songs -Play instruments with increasing control to --express feelings and ideas</p> | <p><u>PE</u> Get Set 4 PE</p> <p>To move safely and sensibly in a space with consideration of others.</p> <p>-To develop moving safely and stopping with control. -To use equipment safely and responsibly. -To follow a path and take turns. -To work co-operatively with a partner</p>  |
| | <p><u>Computing</u></p> <p>Introduction to Minimash -Logging on with adult -Complete basic skills such as touch screen, drag effect and selection</p>  | <p><u>Performance</u></p> <p>Children will learn a repertoire of songs and perform a Christmas Nativity</p>  | <p><u>Key Vocab</u></p> <p><u>DT:</u> build, make, join, glue, stick, on top of, next to, cut <u>Music:</u> Listen, sound, sing, play, song, drums, beat, copy, perform <u>COMPUTING:</u> ipad, interactive whiteboard, touch, drag, save</p> |