






WHISTON WILLIS PRIMARY ACADEMY

Home learning activities- weekly plan

Date: Week beginning: Monday 11 th May 2020		Class: Squirrel Class
Activities : Phonics, Literacy, Maths, Physical Development, Understanding of the World, Expressive Arts and Design, Communication and Language		
Phonics/ Literacy		<p>Phonics - Please watch our Read Write Inc set 1 speed sounds at 9.30am each day on: https://www.youtube.com/channel/UCo7jblgY2oA_cFCIg9GdotQ</p> <p>The sounds covered this week are <u>ss</u>, <u>sh</u>, <u>th</u>, <u>ch</u>, <u>qu</u> and there are activities to support phonic learning in the "Reading and Writing" section of MiniMash.</p> <p>Book of the Week. Watch "Busy Builder's Busy Week:" https://youtube/pAmitlx86Us and practise "star" words, Monday, Tuesday, Wednesday, Thursday, Friday, Saturday, Sunday.</p> <p>"Very Hungry Caterpillar" name writing. Draw round a lid or a cup and cut out enough circles for the letters in your name. Write one letter of your name on each circle. Put the letters in order to make your name! You can make a "name caterpillar" by sticking your circles onto paper - or even an eggbox cut into strips - and adding a face and legs.</p>
Maths		<p>Number 5 - Count the 5 fingers on your hand again. Can you do 5 claps? 5 hops? 5 jumps? Look around your home and collect some sets of 5, like 5 pencils, 5 books, 5 cups. Don't forget to count all these 5s very carefully!</p> <p>Days of the Week Use the stories of "The Very Hungry Caterpillar" and "Busy Builder's Busy week" and the fun activities in this lesson to help you learn your days of the week in order: https://www.thenational.academy/reception/maths/exploring-and-discussing-the-days-of-the-week-reception-wk3-2.</p>
EYFS Areas of Learning		<p>Understanding the World/Expressive Arts and design</p> <p>"There's a tiny caterpillar on a leaf" - Join in with this favourite song. Make your hands and fingers wiggle, munch, flap and spin! https://www.youtube.com/watch?v=A-zQ82yN68I</p> <p>"Fruit Prints" Can you remember which fruits the Very Hungry Caterpillar eats? If you have some fruit at home, cut a piece into two and have a good look inside! Then paint one half and use it to make your own "Fruit Print" picture. Count how many times you print it onto the paper and write the number or show that many fingers too.</p> <p>Check "Purple Mash" for new "2Dos" too!</p>

Learning for Life

Teachers comments

Please check out Purple Mash "To dos" and continue to explore the activities in our current topic pins, "Growing"
"Builders", "Garden", "Minibeasts" and "Numbers" on MiniMash.

Please follow us and check out our daily tweets on Twitter for more suggested home learning activities
(@WhistonWillis1, @MrsKFitzgerald and @MrsAttwood02)

Parents we love seeing the work the children are completing at home so please post any work completed.
Website; Whistonwillis.co.uk Please go onto Learning Links for useful Websites to help your child.