

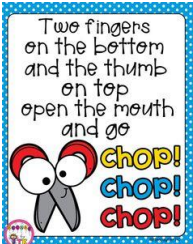




# WHISTON WILLIS PRIMARY ACADEMY

## Home learning activities- weekly plan

Date: Week beginning: Monday 8th June 2020		Class: Squirrel
Class		
Activities : Phonics, Literacy, Maths, Physical Development, Understanding of the World, Expressive Arts and Design, Communication and Language		
Phonics/ Literacy		<p><b>Phonics</b> - Please watch our Read Write Inc set 1 speed sounds followed by Word Time and Spelling. These start at 9.30am each day on <a href="https://www.youtube.com/channel/UCo7jblgY2oA_cFCI9GdxtiQ">https://www.youtube.com/channel/UCo7jblgY2oA_cFCI9GdxtiQ</a></p> <p>The sounds covered this week are in, p, g, o</p> <p>Watching the first 5 minutes and 30 seconds of this "RWInc Pure Sounds" video <a href="https://youtube/s60W2h3sUI">https://youtube/s60W2h3sUI</a> regularly will also really help school starters get ready for Reception.</p> <p><b>Book of the Week</b> Watch "Six Dinner Sid" <a href="https://youtube/kYw9EagXqfY">https://youtube/kYw9EagXqfY</a> and practise "star" words, Sid(S-i-d), cat (c-a-t), one, two, three, four, five, six. Shout "6" and hold up 6 fingers each time you hear the word "six"!</p> <p><b>Name Writing fun</b> Use the name card sent home in your home learning pack to help you form each letter correctly. Can you write each letter of your name in the right order? You could use a stick, a pencil or your finger to write the letters in a shallow tray of sand or salt. Or "write" it on paper using paint and a cotton bud.</p>
Maths		<p><b>Number 6</b> - watch the Cbeebies "6" number rap and practise counting up to 6. <a href="https://www.bbc.co.uk/cbeebies/watch/presenters-number-6">https://www.bbc.co.uk/cbeebies/watch/presenters-number-6</a> Can you do 6 claps? 6 hops? 6 jumps? Then go on a "6" hunt around your home. Where can you spot a "6"? Try remote controls, clocks, phones, food packets, kitchen appliances....</p> <p><b>Play a board game</b> - Find a 1-6 dice or make one using a spare block or box. See if you have a board game like Ludo, Snakes and Ladders or Beetle to play with someone at home. Remember to count the spots carefully each time you throw the dice and say the right number!</p>
EYFS Areas of Learning		<p><b>Understanding the World/Expressive Arts and design</b></p> <p><b>Wind my bobbin up</b> - We sing this in Nursery every day! Can you join in with the words and do the actions? <a href="https://www.bbc.co.uk/teach/school-radio/nursery-rhymes-wind-the-bobbin-up/z6cbnrd">https://www.bbc.co.uk/teach/school-radio/nursery-rhymes-wind-the-bobbin-up/z6cbnrd</a></p> <p><b>Scissor skills</b> - Ask if you have a safe pair of scissors at home to practise some cutting. Use the rhyme on the left to help with correct grip. Cutting up cooked spaghetti or noodles is lots of fun! Or try snipping a piece of paper into lots of tiny pieces. Then try cutting along some straight and wavy lines or even cut out a picture.</p>

## Learning for Life

Teachers comments

Please check out Purple Mash "To dos" and enjoy exploring the activities in our current topic pins, "Numbers", "Garden", "Grocers", "Minibeasts" and "Weather" on MiniMash.

Please follow us and check out our daily tweets on Twitter for more suggested home learning activities

(@WhistonWillis1, @MrsKFitzgerald and @MrsAttwood02)

Parents we love seeing the work the children are completing at home so please post any work completed.

Website; [Whistonwillis.co.uk](http://Whistonwillis.co.uk) Please go onto Learning Links for useful Websites to help your child.